

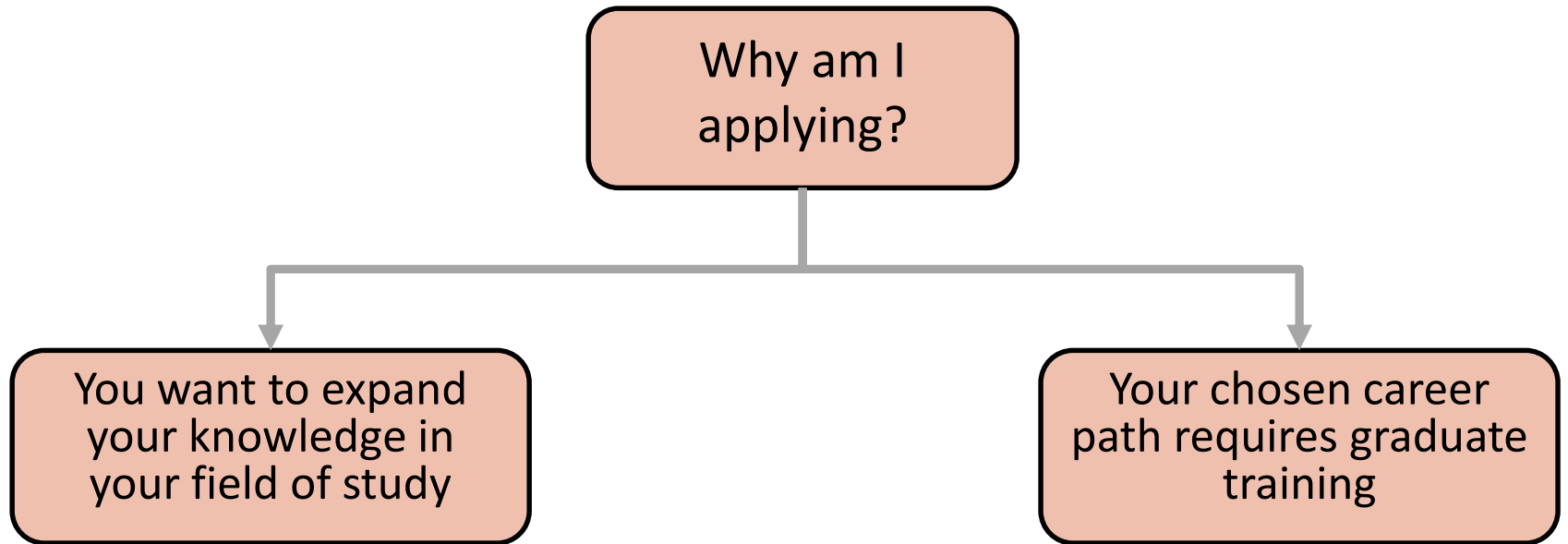


Thinking about Applying to Grad School?

1

October 5, 2021

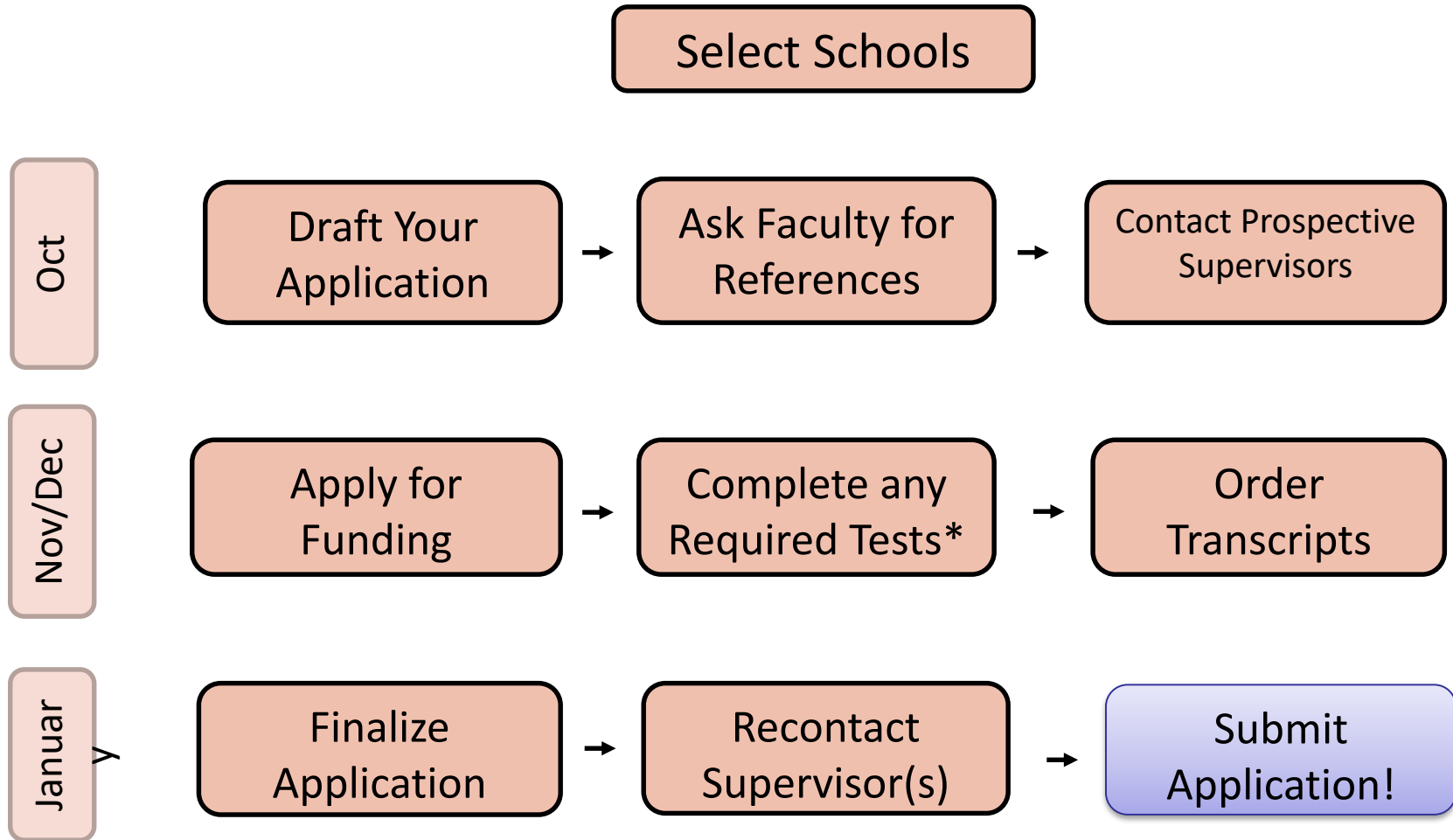
Why Grad School?



Which Grad School? Selecting the Right School for Your Needs

- Think about applying to 2-3 schools
- Faculty who will support your training
- Research- vs. course-based MA
- Internships, co-ops, career opportunities
- Location, travel distance, livability

The Process of Applying



*Assumes a January 31st Deadline (note that some deadlines may fall earlier than

Finding a Supervisor

- Contact 1-2 potential faculty advisors about supervision at each school you're applying to
- Have your (draft) statement of interest/transcript ready before you contact faculty
- Ask about whether they will be teaching / willing to supervise during that times

Components of a Grad School Application

- Application Form
- Statement of Interest / Questions
- Transcripts
- Faculty Letters of References / Student Evaluation Forms
- CV
- Application Fee
- (Standardized Test Results)

What is the Statement of Interest/Program of Study?

- **A statement of what you want to do** academically, **where, why,** and **with whom**
- **Intellectual autobiography** that conveys the continuum of experiences and events in your academic life that have led you to pursue graduate education

Contents & Organization

1. **Opening Paragraph** → Clearly state a research question
2. **Contextualization** of your problem → Show that you are already familiar with the grounding research
3. **Methodology** → How do you plan to tackle this project?
4. **Qualifications & Background** → Why are you a good candidate to undertake this study?
5. (Short) **Conclusion** → Why *this* program is best suited for you

Style of Your Statement of Interest

- Use purposive and concise writing
- **Do not** include contrivances or gimmicks
- Place central points early
- Use the active, not passive voice
- **Avoid** using words such as rather, quite, somewhat, fairly, pretty much
- Be positive! Emphasize your and your project's strengths

Transcripts

- Stop what you're doing and order NOW!
- Find out whether they need to be hardcopy (in signed, sealed envelopes) or sent electronically
- Online Transcript Ordering is available online via the [Student Center](#) under Academics > Documentation > Transcripts (\$15/hard copy; 4-5 days processing; \$21 eTranscript).

References

- Ask professors for at least 3-4 weeks in advance
- Request references from full-time faculty who have taught you in (preferably) 2+ courses
- Ask if they would be willing to write you a strong, positive reference letter
- Provide faculty with clear instructions about how to submit their letter (i.e. links for online submission; King's letterhead and signature over the envelope closure?)
- **SEND FRIENDLY, PROFESSIONAL REMINDERS**

CV

- Certain programs may have a format for you to follow
- Otherwise, standard format
- Emphasize your academic, work and volunteer experience
 - Experiential Learning (In class and out)
 - Clubs, leadership positions
 - Awards, honours
 - Senior level thesis, major research paper

Testing (GRE, GMAT, LSAT)

- If you haven't already booked these tests, look into them now
- Seek out online courses and study materials
- Take the time to write practice tests
- If possible, you may want to write it more than once

Acceptance


- Drafting the appropriate response to admission offers
- Funding through TA- or RA-ships
- Negotiate your admissions package (ask for help!)
- Follow-up with prospective supervisors again by email

What happens if I don't get in?

- Don't be discouraged!
- Ask for feedback from your faculty members and from the admissions committee (politely)
- Evaluate your prospects
- Try again! And use the year to gain more experience

Further Resources

- The Write Place
- Office of the Academic Dean: Jess Somers



Questions?



17

